

## Investment Option Profile - May 2024

	3 month (%)	6 month (%)	1 year (% pa)	3 years (% pa)	5 years (% pa)	10 years (% pa)	Since inception	Inception date	Fund size
Investments	-1.26	8.10	8.97	5.20	8.90	10.37	11.36	Jun 2009	\$189.84m
Distribution Return	0.00	1.27	8.72	7.83	8.67	6.15	4.43		
Growth Return	-1.26	6.83	0.25	-2.64	0.23	4.23	6.94		
Personal Super	-1.16	7.29	8.38	4.93	8.23	9.59	10.45	Jun 2009	\$454.95m
Retirement	-1.25	8.10	8.98	5.20	8.89	10.37	11.36	Jun 2009	\$415.87m
Benchmark^	1.65	14.55	21.56	12.19	13.67	12.85	12.26		

^ MSCI World Net Index (100%)

Past performance is not an indicator of future performance for this option or any other option available from Colonial First State.

Returns are calculated on a cumulative year-on-year basis which are then annualised. For funds that have been in existence for less than one year, the since inception performance is actual performance since inception and not annualised. Calculations are based on exit price to exit price with distributions reinvested, after ongoing fees and expenses but excluding individual tax, member fees and entry fees (if applicable).

Please refer to the PDS for full details of the applicable fees, costs, and benchmarks.

### Investment objective

To provide capital appreciation over the longer term by investing in a diversified portfolio of global shares (unhedged) and aims to outperform the MSCI World Index over rolling five-year periods, before fees and taxes.

### Investment strategy

MFS' philosophy is based on the belief that companies with durable above-average growth and return prospects, which are not reflected in their valuation, will outperform over the long run. The value of compounding high returns on capital and above-average growth rates over long time periods is often underestimated by the market. Through fundamental analysis, MFS seeks to identify enduring businesses, focusing on operational risks and the long-term potential for change. This option does not typically hedge currency risk.

### Investment category

Global Share

### Investment ranges

Asset class	Range	Benchmark
Cash	0% - 10%	0%
Global share	90% - 100%	100%

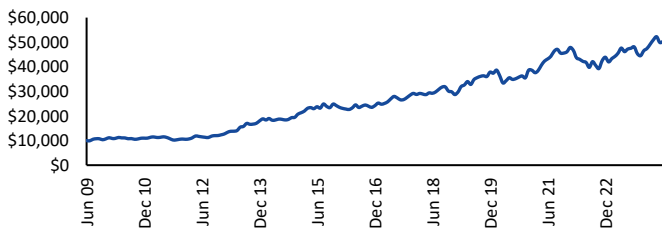
### Minimum suggested timeframe

At least 7 years

### Portfolio holdings disclosure

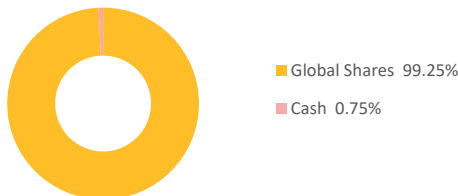
The money in your investment option is invested across a range of assets. To see a full list of holdings for this option, please visit [cfs.com.au/PHD](http://cfs.com.au/PHD)

### Performance chart (\$10,000 invested since inception)



MFS Global Equity returns are calculated using exit price to exit price with distributions reinvested, net of management and transaction costs.

### Asset allocation



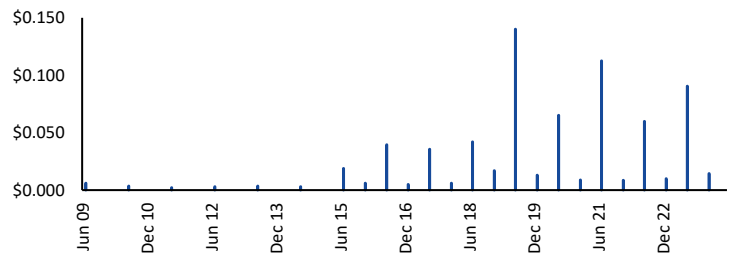
### Disclaimer

Avanteos Investments Limited ABN 20 096 259 979, AFSL 245531 (AIL) is the trustee of the Colonial First State FirstChoice Superannuation Trust ABN 26 458 298 557 and issuer of FirstChoice range of super and pension products.

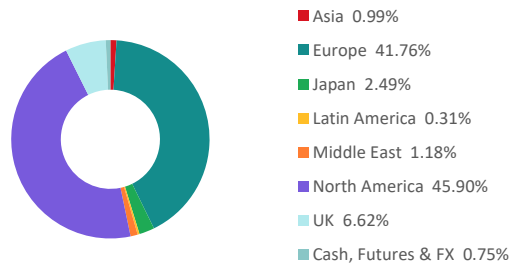
Colonial First State Investments Limited ABN 98 002 348 352, AFSL 232468 (CFSIL) is the responsible entity and issuer of products made available under FirstChoice Investments and FirstChoice Wholesale Investments.

The investment information in this option profile is historical, produced as at the date specified above. The information below (except performance and key data information) relates to the FirstChoice Investments option only. Information for other options in the FirstChoice product range will be different and is available at [www.cfs.com.au](http://www.cfs.com.au) or by calling us on 13 13 36. We may change asset allocation and securities within the option at any time. Past performance is not an indicator of future performance for this option or any other option available from AIL And CFSIL. This document may include general advice but does not take into account your individual objectives, financial situation, needs or tax circumstances. The Target Market Determinations (TMD) for our financial products can be found at [www.cfs.com.au/tmd](http://www.cfs.com.au/tmd), which include a description of who a financial product might suit. You should read the relevant Product Disclosure Statement (PDS) and Financial Services Guide (FSG) carefully, assess whether the information is appropriate for you, and consider talking to a financial adviser before making an investment decision. You can get the PDS and FSG at [www.cfs.com.au](http://www.cfs.com.au) or by calling us on 13 13 36.

### Distributions (dollars per unit)



### Regional allocation

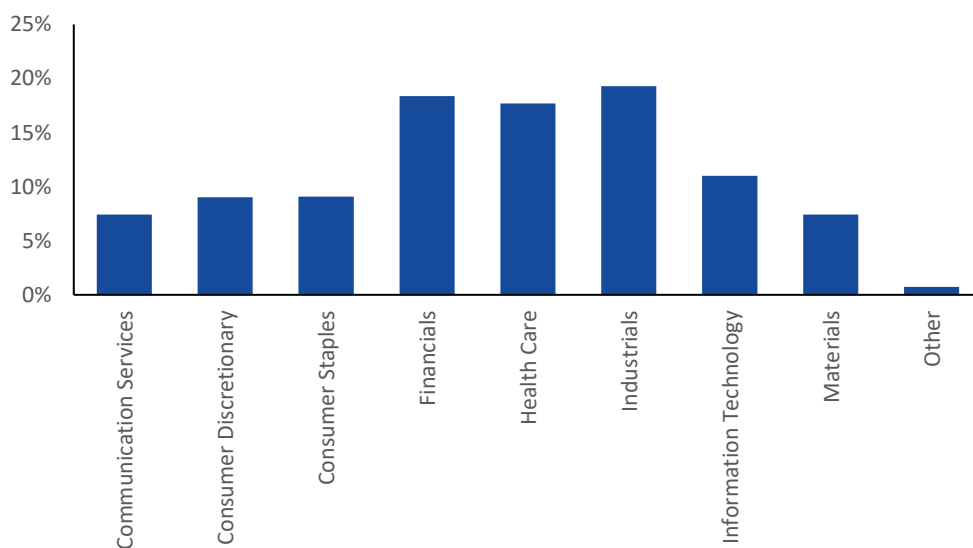


## Investment Option Profile - May 2024

### Top 10 holdings as at 30 April 2024

Visa Inc	2.98%
Schneider Electric SE	2.87%
Thermo Fisher Scientific Inc	2.60%
Charles Schwab Corp/The	2.37%
Medtronic PLC	2.29%
Alphabet Inc	2.25%
LVMH Moet Hennessy Louis Vuitton SE	2.12%
Willis Towers Watson PLC	2.08%
Linde PLC	2.06%
Comcast Corp	2.00%

### Sector Allocation



### Disclaimer

Avanteos Investments Limited ABN 20 096 259 979, AFSL 245531 (AIL) is the trustee of the Colonial First State FirstChoice Superannuation Trust ABN 26 458 298 557 and issuer of FirstChoice range of super and pension products.

Colonial First State Investments Limited ABN 98 002 348 352, AFSL 232468 (CFSIL) is the responsible entity and issuer of products made available under FirstChoice Investments and FirstChoice Wholesale Investments.

The investment information in this option profile is historical, produced as at the date specified above. The information below (except performance and key data information) relates to the FirstChoice Investments option only. Information for other options in the FirstChoice product range will be different and is available at [www.cfs.com.au](http://www.cfs.com.au) or by calling us on 13 13 36. We may change asset allocation and securities within the option at any time. Past performance is not an indicator of future performance for this option or any other option available from AIL And CFSIL. This document may include general advice but does not take into account your individual objectives, financial situation, needs or tax circumstances. The Target Market Determinations (TMD) for our financial products can be found at [www.cfs.com.au/tmd](http://www.cfs.com.au/tmd), which include a description of who a financial product might suit. You should read the relevant Product Disclosure Statement (PDS) and Financial Services Guide (FSG) carefully, assess whether the information is appropriate for you, and consider talking to a financial adviser before making an investment decision. You can get the PDS and FSG at [www.cfs.com.au](http://www.cfs.com.au) or by calling us on 13 13 36.